



KFS/FRS Account Reconciliation

December 8, 2010



❖ One to None

- GL becomes KFS Account – 0 removed from the beginning. 2 zeroes added to the end.
 - 060090 → 6009000

❖ One to One

- GL and SL become one KFS account – zero added to the end of the SL; GL dropped.
 - 020552 and 205520 → 2055200

❖ One to Many

- GL and SL become KFS accounts
 - GL drops leading 0; adds 2 at the end
 - SL adds 1 zero at the end
 - Collisions add 01 to GL
 - 017321 → 1732101
 - 173210 → 1732100
 - 173212 → 1732120

- ❖ Reused FRS account numbers
 - Added a 9 to the end of reused accounts
 - Mapping table FRS to KFS account will be made available in Sharepoint every time we do a rebuild
- ❖ One to One becomes One to Many
 - After the initial conversion, if another SL gets added that maps to an existing GL, the new SL will be created as a single account

❖ KFS Training Environment

- <https://kf-trn.mosaic.arizona.edu/kfs-trn/>

❖ Contains FY 2009 Reconciled Data.

❖ FY 2010 Data coming soon.

❖ Being used for “Cherry picking” process and some year end testing.

❖ Feel free to create transactions in this environment, but the data could be refreshed on a weekly basis.

❖ Could be down at times.

DATE RUN 07/18/09
 TIME RUN 09:48:35
 FBM091

UNIVERSITY OF ARIZONA
 FINANCIAL RECORDS SYSTEM
 REPORT OF TRANSACTIONS FOR 06/30/09

REPORT PAGE 12667
 PROGRAM ID FBM092
 ACCOUNT PAGE 1

ACCT: 0-17321
 DEPT: 00721

CLINICAL TRIALS SVS
 FUND ACCOUNTANT: MOYNIHAN/SARE 621-77

TO: LIVINGSTON, ROBERT B
 LEVY CANCER CNTR2944

ACCT CTL	DESCRIPTION	DATE	TC	REF.	2ND REF.	J.E. OFFSET ACCOUNT	PREVIOUS BALANCE	CURRENT MONTH	TOTAL TO DATE	BATCH REF.	DATE
1100	TOTAL EQUITY IN POOLD CASH						406,094.05-*	251,234.72 *	154,859.33-*		
1330	RVS A/R 06/30/08	06/30	062			1-73210-0600DR		14,560.00-		AXA624	090630
	RCD A/R 06/30/09	06/30	062			1-73210-0600CR		20,624.25		AXA624	090630
	RCD A/R 06/30/09	06/30	062			1-73210-0601CR		19,283.14		AXA624	090630
1330	TOTAL ACCOUNTS REC-GENERAL						14,560.00 *	25,347.39 *	39,907.39 *		
2100	HEATHER A *NICHOLS	07/11	068	K108961	4123001	1-73210-4150DR		29.95-		A/P485	090625
	ROBIN A *SNYDER-WALK	07/10	068	K108962	4122302	1-73210-4150DR		29.95-		A/P422	090623
	JANICE L *COHEN	07/10	068	K108963	4122314	1-73210-4150DR		29.95-		A/P422	090623
	TERRY B *CONCANNON	07/11	068	K108964	4123004	1-73210-4150DR		29.95-		A/P485	090625
	CEDARS SINAI MEDICAL	07/13	068	K109155	4123174	1-73212-3170DR		26.00-		A/P413	090626
2100	TOTAL ACCOUNTS PAYABLE							145.80-*	145.80-*		
3160	TOTAL FUND BAL-AUXILIARIES						391,534.05 *	276,436.31-*	115,097.74 *		
9110	TOTAL UNR CUR.BUD.-REVENUE						1,300,000.00-*		1,300,000.00-*		
9120	TOTAL UNR CUR.BUD.-EXPENSE						1,437,200.00 *		1,437,200.00 *		
9130	TOTAL UNR CUR.BUD.-SURP/DEF						137,200.00 *		137,200.00 *		
9310	TOTAL REV SUMM-STATE/AUX						1,281,653.37-*	416,897.83-*	1,698,551.20-*		
9510	TOTAL EXP SUMM-STATE/AUX						1,813,757.46 *	140,461.52 *	1,954,218.98 *		
9610	TOTAL ENC SUMM-STATE/AUX						192,259.89 *	190,185.46-*	2,074.43 *		
	FUND BALANCE CHANGE						532,104.09	276,436.31-	255,667.78		

UAccess FINANCIALS Provide Feedback

rel-3.0-5 (Oracle9i)

Main Menu Maintenance Administration

action list doc search

Logged in User: kymber logout

Message Of The Day

Got Kual? - Kual Days 2010

Transactions

Accounts Receivable

- [Cash Control](#)
- [Customer Credit Memo](#)
- [Customer Invoice](#)
- [Customer Invoice Writeoff](#)
- [Customer Invoice Writeoff Lookup](#)
- [Payment Application](#)

Budget Construction

- [Budget Construction Selection](#)

Financial Processing

- [Advance Deposit](#)
- [Auxiliary Voucher](#)
- [Budget Adjustment](#)
- [Cash Receipt](#)

Custom Document Searches

[Financial Transactions](#)

Accounts Receivable

- [Customer Invoices](#)
- [Customer Credit Memos](#)
- [Customer Invoice Writeoffs](#)
- [Cash Controls](#)
- [Payment Applications](#)

Capital Asset Management

- [Asset Maintenance](#)

Contracts & Grants

- [Proposals](#)

Effort Certification


Balance Inquiries

















General Ledger

- [Available Balances](#)
- [Balances by Consolidation](#)
- [Cash Balances](#)
- [General Ledger Balance](#)
- [General Ledger Entry](#)
- [General Ledger Pending Entry](#)
- [Open Encumbrances](#)

Labor Distribution

- [Labor Ledger View](#)
- [Labor Ledger Pending Entry](#)
- [Account Status \(Base Funds\)](#)
- [Account Status \(Current Funds\)](#)

General Ledger Balance Lookup 


* Fiscal Year:	2009	 
* Chart Code:	UA	 
* Account Number:	1732101	 
Sub-Account Number:		 
Object Code:		 
Sub-Object Code:		 
Balance Type Code:	AC	 
Object Type Code:		 
Consolidation Option:	<input checked="" type="radio"/> Consolidation <input type="radio"/> Detail	
Amount View Option:	<input type="radio"/> Monthly <input checked="" type="radio"/> Accumulate	
Include Pending Ledger Entry:	<input checked="" type="radio"/> No <input type="radio"/> Approved <input type="radio"/> All	
<input type="button" value="search"/> <input type="button" value="clear"/> <input type="button" value="cancel"/>		

















7/1/08 Beginning Balance

5 items retrieved, displaying all items.

Fiscal Year	Chart Code	Account Number	Sub-Account Number	Object Code	Sub-Object Code	Balance Type Code	Object Type Code	Beginning Balance Line Amount	Contracts Grants Beginning Balance Amount	Account Line Annual Balance Amount
2009	UA	1732101	*ALL*	8100	*ALL*	AC	*ALL*	126,085.04	0.00	(25,276.59)
		July		October			January	126,010.04	April	126,010.04
		August	125,460.04	November			February	126,010.04	May	126,010.04
		September	126,010.04	December			March	126,010.04	June	100,808.45
									Year End	100,808.45


6/30/09 Ending Balnce

















General Ledger Balance Lookup 

* Fiscal Year:	2009	 
* Chart Code:	UA	 
* Account Number:	1732100	 
Sub-Account Number:		 
Object Code:		 
Sub-Object Code:		 
Balance Type Code:	AC	 
Object Type Code:		 
Consolidation Option:	<input checked="" type="radio"/> Consolidation <input type="radio"/> Detail	
Amount View Option:	<input type="radio"/> Monthly <input checked="" type="radio"/> Accumulate	
Include Pending Ledger Entry:	<input checked="" type="radio"/> No <input type="radio"/> Approved <input type="radio"/> All	
<input type="button" value="search"/> <input type="button" value="clear"/> <input type="button" value="cancel"/>		

43 items retrieved, displaying all items.

Fiscal Year	Chart Code	Account Number	Sub-Account Number	Object Code	Sub-Object Code	Balance Type Code	Object Type Code	Beginning Balance Line Amount	Contracts Grants Beginning Balance Amount	Account Line Annual Balance Amount
2009	UA	1732100	*ALL*	0600	*ALL*	AC	*ALL*	0.00	0.00	1,698,551.20
		July	0.00	October	341,247.38	January	757,344.13	April	1,192,183.35	
		August	26,885.11	November	486,483.09	February	826,425.08	May	1,281,653.37	
		September	52,077.57	December	597,630.51	March	1,022,491.53	June	1,698,551.20	
								Year End	1,698,551.20	

General Ledger Balance Lookup 

* Fiscal Year:	2009	 
* Chart Code:	UA	 
* Account Number:	1732120	 
Sub-Account Number:		 
Object Code:		 
Sub-Object Code:		 
Balance Type Code:	AC	 
Object Type Code:		 
Consolidation Option:	<input checked="" type="radio"/> Consolidation <input type="radio"/> Detail	
Amount View Option:	<input type="radio"/> Monthly <input checked="" type="radio"/> Accumulate	
Include Pending Ledger Entry:	<input checked="" type="radio"/> No <input type="radio"/> Approved <input type="radio"/> All	
<input type="button" value="search"/> <input type="button" value="clear"/> <input type="button" value="cancel"/>		

3 items retrieved, displaying all items.

Fiscal Year	Chart Code	Account Number	Sub-Account Number	Object Code	Sub-Object Code	Balance Type Code	Object Type Code	Beginning Balance Line Amount	Contracts Grants Beginning Balance Amount	Account Line Annual Balance Amount
2009	UA	1732120	*ALL*	3170	*ALL*	AC	*ALL*	0.00	0.00	220,962.33
		July		October			January		April	
			15,818.30		72,569.42			126,221.16		186,580.78
		August		November			February		May	
			32,413.69		82,048.56			151,598.79		201,720.87
		September		December			March		June	
			40,813.11		114,370.17			161,878.27		220,962.33
									Year End	220,962.33

		Cash	6/30/09 Ending Balance
FRS	017321	1100	<u><u>(\$154,859.33)</u></u>
KFS	1732101	8100	\$100,808.45
	1732100	8100	(\$32,657.14)
	1732120	8100	(\$223,010.64)
			<u><u>(\$154,859.33)</u></u>

DATE RUN 07/18/09
TIME RUN 09:48:35
FBM091

UNIVERSITY OF ARIZONA
FINANCIAL RECORDS SYSTEM
REPORT OF TRANSACTIONS FOR 06/30/09

REPORT PAGE 31686
PROGRAM ID FBM092
ACCOUNT PAGE 1

ACCT: 0-20552
DEPT: 03001

ELLER SUMMER SESSION DISTRIBUTION - CDA
FUND ACCOUNTANT: MOYNIHAN/BROWN 626-9

TO: PORTNEY, PAUL R
BUS/PUBLIC ADMIN0230

ACCT CTL	DESCRIPTION	DATE	TC	REF.	2ND REF.	J.E. OFFSET ACCOUNT	PREVIOUS BALANCE	CURRENT MONTH	TOTAL TO DATE	BATCH REF. DATE
1100	TOTAL EQUITY IN POOLD CASH						65,864.34 *	274,919.55 *	340,783.89 *	
1315	TOTAL ACCOUNTS REC-TVL ADV						120.65 *		120.65 *	
2100	FEDERAL EXPRESS	06/15	048	0184452	369008			7.58		APC292 090615
	FEDERAL EXPRESS	06/16	068	0184452	4843881	2-05520-3870DR		7.58-		APD287 090615
	FEDERAL EXPRESS	06/15	048	0217804	369008			6.28		APC292 090615
	FEDERAL EXPRESS	06/16	068	0217804	4843882	2-05520-3870DR		6.28-		APD287 090615
	FEDERAL EXPRESS	06/15	048	2840508	369008			7.58		APC292 090615
	FEDERAL EXPRESS	06/16	068	2840508	4843880	2-05520-3870DR		7.58-		APD287 090615
2100	TOTAL ACCOUNTS PAYABLE									
3200	TOTAL FUND BAL-DESIGNATED						65,984.99-*	274,919.55-*	340,904.54-*	
4920	FR 206470 TO 205520	06/23	062	B773612		0-20647-5920DR		5.00-		OFA656 090624
	FR 206530 TO 205520	06/23	062	B773613		0-20653-5920DR		49.00-		OFA656 090624
4920	TOTAL NN MN TR-DESIGNATED						1,882,794.77-*	54.00-*	1,882,848.77-*	
5920	FR 205520 TO 206460	06/19	062	B765070		0-20646-4920CR		5,287.00		OFA650 090622
	FR 205520 TO 206650	06/10	062	B773096		0-20665-4920CR		50,000.00		OFA671 090611
	FR 205520 TO 205430	06/10	062	B773099		0-20543-4920CR		40,000.00		OFA671 090611
	FR 205520 TO 206530	06/15	062	B773227		0-20653-4920CR		2,089.58		OFA665 090616
	FR 205520 TO 206500	06/30	062	B773683		0-20650-4920CR		2,750.00		OFA663 090630
5920	TOTAL NN MN TR-DESIGNATED						1,713,335.34 *	100,126.58 *	1,813,461.92 *	
9120	TOTAL UNR CUR.BUD.-EXPENSE						548,695.27 *	100,072.58-*	448,622.69 *	
9130	TOTAL UNR CUR.BUD-SURP/DEF						548,695.27 *	100,072.58-*	448,622.69 *	
9520	TOTAL EXP SUMM-DESIGNATED						482,710.28 *	374,992.13-*	107,718.15 *	
9620	TOTAL ENC SUMM-DESIGNATED						836.06 *	736.06-*	100.00 *	
	FUND BALANCE CHANGE						313,250.85	274,919.55-	38,331.30	

DATE RUN 07/18/09
TIME RUN 09:48:35
FPM090 - A1

UNIVERSITY OF ARIZONA
FINANCIAL RECORDS SYSTEM
ACCOUNT STATEMENT FOR 06/30/09

REPORT PAGE 31729
PROGRAM ID FPM092
ACCOUNT PAGE 1

ACCT: 2-05520
DEPT: 03001

ELLER SUMMER SESSION DISTRIBUTION - CDA
FUND ACCOUNTANT: MOYNIHAN/BROWN 626-9

TO: PORTNEY, PAUL R
MCCLELLAND HALL 417

SUB CODE DESCRIPTION	-----BUDGETS-----		-----ACTUALS-----		OPEN COMMITMENTS	BALANCE AVAILABLE	PERC USED
	ORIGINAL	REVISED	CURRENT MONTH	FISCAL YEAR			
1140 REGULAR FACULTY		1,435.72		1,435.72			100
1150 FY - FAC/ADMIN/PROF		11,697.96	175,543.35-	11,697.96			100
1160 TEMP FAC/ADMIN/PROF			30,000.00-				0
1190 GRADUATE ASSISTANTS		151.80		151.80			100
SALARIES		13,285.48	205,543.35-	13,285.48			100
1310 SUPPLEMENTAL PAY		2,070.44	2,070.44	2,070.44			100
1330 STUDENT WAGES-ENCUM		4,494.18	549.50	4,494.18			100
1350 WORK STUDY STUDENTS		630.32	39.38	630.32			100
WAGES		7,194.94	2,659.32	7,194.94			100
2110 EMPLOYEE RELATED EXP		4,577.38	56,144.16-	4,577.38			100
2111 ERE TUIT REMISSION		40.34		40.34			100
EMPL-RELATED EXP.		4,617.72	56,144.16-	4,617.72			100
PERS SERV. & ERE		25,098.14	259,028.19-	25,098.14			100

* Fiscal Year:	2009
* Chart Code:	UA
* Account Number:	2055200
Sub-Account Number:	
Object Code:	
Sub-Object Code:	
Balance Type Code:	AC
Object Type Code:	
Consolidation Option:	<input checked="" type="radio"/> Consolidation <input type="radio"/> Detail
Amount View Option:	<input type="radio"/> Monthly <input checked="" type="radio"/> Accumulate
Include Pending Ledger Entry:	<input checked="" type="radio"/> No <input type="radio"/> Approved <input type="radio"/> All
<input type="button" value="search"/> <input type="button" value="clear"/> <input type="button" value="cancel"/>	

51 items retrieved, displaying all items.

Fiscal Year	Chart Code	Account Number	Sub-Account Number	Object Code	Sub-Object Code	Balance Type Code	Object Type Code	Beginning Balance Line Amount	Contracts Grants Beginning Balance Amount	Account Line Annual Balance Amount																																	
2009	UA	2055200	*ALL*	0930	*ALL*	AC	*ALL*	0.00	0.00	1,882,848.77																																	
<table border="1" style="width: 100%; border-collapse: collapse;"> <tr> <td style="width: 15%;">July</td> <td style="width: 15%;">0.00</td> <td style="width: 15%;">October</td> <td style="width: 15%;">184,000.00</td> <td style="width: 15%;">January</td> <td style="width: 15%;">1,334,980.82</td> <td style="width: 15%;">April</td> <td style="width: 15%;">1,880,735.98</td> </tr> <tr> <td>August</td> <td>184,000.00</td> <td>November</td> <td>1,104,785.00</td> <td>February</td> <td>1,598,128.82</td> <td>May</td> <td>1,882,794.77</td> </tr> <tr> <td>September</td> <td>184,000.00</td> <td>December</td> <td>1,104,785.00</td> <td>March</td> <td>1,828,814.82</td> <td>June</td> <td>1,882,848.77</td> </tr> <tr> <td colspan="7"></td> <td>Year End</td> <td>1,882,848.77</td> </tr> </table>											July	0.00	October	184,000.00	January	1,334,980.82	April	1,880,735.98	August	184,000.00	November	1,104,785.00	February	1,598,128.82	May	1,882,794.77	September	184,000.00	December	1,104,785.00	March	1,828,814.82	June	1,882,848.77								Year End	1,882,848.77
July	0.00	October	184,000.00	January	1,334,980.82	April	1,880,735.98																																				
August	184,000.00	November	1,104,785.00	February	1,598,128.82	May	1,882,794.77																																				
September	184,000.00	December	1,104,785.00	March	1,828,814.82	June	1,882,848.77																																				
							Year End	1,882,848.77																																			
2009	UA	2055200	*ALL*	1140	*ALL*	AC	*ALL*	0.00	0.00	1,435.72																																	

DATE RUN 07/18/09
TIME RUN 09:48:35
FEM090 - A1

UNIVERSITY OF ARIZONA
FINANCIAL RECORDS SYSTEM
ACCOUNT STATEMENT FOR 06/30/09


REPORT PAGE 31716
PROGRAM ID FEM092
ACCOUNT PAGE 1

















ACCT: 1-12008
DEPT: 03001

FOR MANAGEMENT OF THE TEMP FUNDS BUDGET FOR ELLER ADMINISTRATION
FUND ACCOUNTANT: MOYNIHAN/BROWN 626-9

TO: PORTNEY, PAUL R
MCCLELLAND HALL 417

SUB CODE DESCRIPTION	-----BUDGETS-----		-----ACTUALS-----		OPEN COMMITMENTS	BALANCE AVAILABLE	PERC USED
	ORIGINAL	REVISED	CURRENT MONTH	FISCAL YEAR			
1000 PERS SERV-ABR SBPOOL		7,050.00				7,050.00	0
1160 TEMP FAC/ADMIN/PROF		69,721.00	43,658.35	78,719.60		8,998.60-	112
1190 GRADUATE ASSISTANTS		4,453.00		4,447.07		5.93	99
SALARIES		74,174.00	43,658.35	83,166.67		8,992.67-	112
1300 WAGES - ABR SUBPOOL		5,412.11-				5,412.11-	0
1310 SUPPLEMENTAL PAY		21,504.40	4,999.68	21,504.40			100
1320 SUPPLEMENTAL PAY-ENC		10,000.51	10,000.51	10,000.51			100
1360 REGULAR WAGES		5,657.20	5,657.20	5,657.20			100
WAGES		31,750.00	20,657.39	37,162.11		5,412.11-	117
2110 EMPLOYEE RELATED EXP		31,759.39	16,438.52	31,759.39			100
2111 ERE TUIT REMISSION		1,182.80		1,182.80			100
2390 ADJ TO ERE/CON ONLY		1,231.00-		1,231.00-			100
EMPL-RELATED EXP.		31,711.19	16,438.52	31,711.19			100
PERS SERV. & ERE		144,685.19	80,754.26	152,039.97		7,354.78-	105
3000 OTHER DIRECT COST		116.38				116.38	0
3840 COMMUN EQUIPMENT CHG			15.72-				0
3860 TOLL USAGE CHARGES			10.66-				0
4180 PARKING PERMITS			90.00-				0
4620 L/R DATA PROC S/WARE		1,050.62	1,050.62	1,050.62			100
OPERATIONS		1,050.62	934.24	1,050.62			100
OTH. DIRECT COST		1,167.00	934.24	1,050.62		116.38	90
TOTAL EXPENSES		145,852.19	81,688.50	153,090.59		7,238.40-	104

General Ledger Balance Lookup 

* Fiscal Year:	2009	 
* Chart Code:	UA	 
* Account Number:	1120080	 
Sub-Account Number:		 
Object Code:		 
Sub-Object Code:		 
Balance Type Code:	AC	 
Object Type Code:		 
Consolidation Option:	<input checked="" type="radio"/> Consolidation <input type="radio"/> Detail	
Amount View Option:	<input checked="" type="radio"/> Monthly <input type="radio"/> Accumulate	
Include Pending Ledger Entry:	<input checked="" type="radio"/> No <input type="radio"/> Approved <input type="radio"/> All	
<input type="button" value="search"/> <input type="button" value="clear"/> <input type="button" value="cancel"/>		

23 items retrieved, displaying all items.

Fiscal Year	Chart Code	Account Number	Sub-Account Number	Object Code	Sub-Object Code	Balance Type Code	Object Type Code	Beginning Balance Line Amount	Contracts Grants Beginning Balance Amount	Account Line Annual Balance Amount																																								
2009	UA	1120080	*ALL*	1160	*ALL*	AC	*ALL*	0.00	0.00	78,719.60																																								
<table border="1" style="width: 100%; border-collapse: collapse;"> <thead> <tr> <th>Month</th> <th>Amount</th> <th>Month</th> <th>Amount</th> <th>Month</th> <th>Amount</th> <th>Month</th> <th>Amount</th> </tr> </thead> <tbody> <tr> <td>July</td> <td>0.00</td> <td>October</td> <td>3,026.83</td> <td>January</td> <td>2,911.87</td> <td>April</td> <td>2,911.87</td> </tr> <tr> <td>August</td> <td>1,149.43</td> <td>November</td> <td>5,210.72</td> <td>February</td> <td>2,911.88</td> <td>May</td> <td>3,911.81</td> </tr> <tr> <td>September</td> <td>2,298.85</td> <td>December</td> <td>7,816.11</td> <td>March</td> <td>2,911.88</td> <td>June</td> <td>43,658.35</td> </tr> <tr> <td colspan="6"></td> <td>Year End</td> <td>0.00</td> </tr> </tbody> </table>											Month	Amount	Month	Amount	Month	Amount	Month	Amount	July	0.00	October	3,026.83	January	2,911.87	April	2,911.87	August	1,149.43	November	5,210.72	February	2,911.88	May	3,911.81	September	2,298.85	December	7,816.11	March	2,911.88	June	43,658.35							Year End	0.00
Month	Amount	Month	Amount	Month	Amount	Month	Amount																																											
July	0.00	October	3,026.83	January	2,911.87	April	2,911.87																																											
August	1,149.43	November	5,210.72	February	2,911.88	May	3,911.81																																											
September	2,298.85	December	7,816.11	March	2,911.88	June	43,658.35																																											
						Year End	0.00																																											

DATE RUN 07/18/09
 TIME RUN 09:48:35
 FBM091

UNIVERSITY OF ARIZONA
 FINANCIAL RECORDS SYSTEM
 REPORT OF TRANSACTIONS FOR 06/30/09


REPORT PAGE 31718
 PROGRAM ID FBM092
 ACCOUNT PAGE 1

ACCT: 1-12008
 DEPT: 03001

FOR MANAGEMENT OF THE TEMP FUNDS BUDGET FOR ELLER ADMINISTRATION
 FUND ACCOUNTANT: MOYNIHAN/BROWN 626-9

TO: PORTNEY, PAUL R
 MCCLELLAND HALL 417

SUB CODE	DESCRIPTION	DATE	TC	REF.	2ND REF.	J.E. OFFSET ACCOUNT	BUDGET ENTRIES	CURRENT REV/EXP	COMMITMENTS	BATCH REF.	DATE	
1000	BTOL 03011	0005.50	06/08	022	772621	1-12032-1180DR	843.00-			SYS214	090608	
	BTOL 03001	0902.00	06/09	022	772757	1-12004-1180CR	34.00			SYS214	090609	
	BTOL 03001	0407.00	06/11	022	773108	1-12008-1160DR	20,000.00-			SYS214	090611	
	BTOL 03001	0405.50	06/11	022	773109	1-12008-1160DR	10,000.00-			SYS214	090611	
	BTOL 03011	0007.50	06/18	022	773405	1-12032-1180DR	1,379.00-			SYS214	090618	
	BTOL 03004	0022.00	06/26	022	773684	1-12009-1300DR	1,500.00-			SYS214	090626	
	TOTAL PERS SERV-ABR SBPOOL							33,688.00-*				
1160	BTOL 03001	0407.00	06/11	022	773108	1-12008-1000CR	20,000.00			SYS214	090611	
	BTOL 03001	0405.50	06/11	022	773109	1-12008-1000CR	10,000.00			SYS214	090611	
	SAL-TEMP FAC/ADM PRO	06/14	066	0000000	8760011	- - CR		30,000.00		JEP610	090619	
	SAL-TEMP FAC/ADM PRO	06/28	066	0000000	8500011	- - CR		8,999.36		JEP610	090702	
	SAL-TEMP FAC/ADM PRO	06/05	066	0000001	8250011	- - CR		1,455.93	1,455.93-	JEP610	090605	
	ENC RELOAD 3001	06/08	053	0000001					3,203.03	SYS599	090608	
	LIQ. EXISTING ENC.	06/08	053	0000001					4,658.96-	FRS597	090608	
	ENC RELOAD 3001	06/09	053	0000001					3,203.03	SYS599	090609	
	LIQ. EXISTING ENC.	06/09	053	0000001					1,747.10-	FRS597	090609	
	LIQ. EXISTING ENC.	06/17	053	0000001					1,747.09-	FRS597	090617	
	ENC RELOAD 3001	06/17	053	0000001					1,747.09	SYS599	090617	
	SAL-TEMP FAC/ADM PRO	06/19	066	0000001	8260011	- - CR		1,455.94	1,455.94-	JEP610	090619	
	ENC RELOAD 3001	06/25	053	0000001					1,747.09	SYS599	090625	
	LIQ. EXISTING ENC.	06/25	053	0000001					1,747.09-	FRS597	090625	
	SAL-TEMP FAC/ADM PRO	06/28	066	0000001	8500011	- - CR		1,455.94	1,455.94-	JEP610	090702	
	ENC RELOAD 3001	06/30	053	0000001					291.15	SYS599	090630	
	LIQ. EXISTING ENC.	06/30	053	0000001					291.15-	FRS597	090630	
	SAL-TEMP FAC/ADM PRO	07/17	066	0000001	8290011	- - CR		291.18	291.15-	JEP610	090717	
	TOTAL TEMP FAC/ADMIN/PROF							30,000.00 *	43,658.35 *	4,658.96-*		

General Ledger Entry Lookup 

6 items retrieved, displaying all items.

<u>Fiscal Year</u>	<u>Chart Code</u>	<u>Account Number</u>	<u>Sub-Account Number</u>	<u>Object Code</u>	<u>Sub-Object Code</u>	<u>Balance Type Code</u>	<u>Object Type Code</u>	<u>Fiscal Period</u>	<u>Document Type</u>	<u>Origin Code</u>	<u>Document Number</u>	<u>Transaction Ledger Entry Description</u>	<u>Transaction Ledger Entry Amount</u>	<u>Debit Credit Code</u>	<u>Transaction Date</u>	<u>Organization Document Number</u>	<u>Project Code</u>	<u>Organization Reference Id</u>
2009	UA	1120080	-----	1160	---	AC	EX	12	DI	FA	112008-1160	SAL-TEMP FAC/ADM PRO ; TranCode=066	1,455.93	D	06/05/2009	0000001	-----	JEP610
2009	UA	1120080	-----	1160	---	AC	EX	12	DI	FA	112008-1160	SAL-TEMP FAC/ADM PRO ; TranCode=066	30,000.00	D	06/19/2009	0000000	-----	JEP610
2009	UA	1120080	-----	1160	---	AC	EX	12	DI	FA	112008-1160	SAL-TEMP FAC/ADM PRO ; TranCode=066	1,455.94	D	07/02/2009	0000001	-----	JEP610
2009	UA	1120080	-----	1160	---	AC	EX	12	DI	FA	112008-1160	SAL-TEMP FAC/ADM PRO ; TranCode=066	291.18	D	07/17/2009	0000001	-----	JEP610
2009	UA	1120080	-----	1160	---	AC	EX	12	DI	FA	112008-1160	SAL-TEMP FAC/ADM PRO ; TranCode=066	1,455.94	D	06/19/2009	0000001	-----	JEP610
2009	UA	1120080	-----	1160	---	AC	EX	12	DI	FA	112008-1160	SAL-TEMP FAC/ADM PRO ; TranCode=066	8,999.36	D	07/02/2009	0000000	-----	JEP610

DATE RUN 07/18/09
 TIME RUN 09:48:35
 FBM091

UNIVERSITY OF ARIZONA
 FINANCIAL RECORDS SYSTEM
 REPORT OF TRANSACTIONS FOR 06/30/09

REPORT PAGE 23545
 PROGRAM ID FBM092
 ACCOUNT PAGE 1

ACCT: 0-30156
 DEPT: 02303 INDIR COST RATE: %
 COGNITIVE RADAR
 FUND ACCOUNTANT: 510 DUGGAN, CHRIS 62
 END DATE: 11/30/09
 TO: GOODMAN, NATHAN A
 ELEC/COMP.ENGR. 230

ACCT CTL	DESCRIPTION	DATE	TC	REF.	2ND REF.	J.E. OFFSET ACCOUNT	PREVIOUS BALANCE	CURRENT MONTH	TOTAL TO DATE	BATCH REF.	DATE
1100	TOTAL EQUITY IN POOLD CASH						44,579.40 *	4,131.50-*	40,447.90 *		
2100	NATHAN *GOODMAN	06/12	068	T510514	4113074	3-01560-6240DR		2,893.96-		TRV408	090605
	NATHAN *GOODMAN	06/12	068	T510514	999999	0-92000-2537CR		2,893.96		APC284	090612
	HYOUNG-SOO *KIM	06/12	068	T510516	999999	0-92000-2537CR		270.00		APC284	090612
	HYOUNG-SOO *KIM	06/12	068	T510516	999999	0-92000-2537CR		171.55		APC284	090612
	HYOUNG-SOO *KIM	06/12	068	T510516	4113075	3-01560-6240DR		171.55-		TRV408	090605
	HYOUNG-SOO *KIM	06/12	068	T510516	4113075	3-01560-5520DR		270.00-		TRV408	090605
	JUN HYEONG *BAE	06/12	068	T510517	999999	0-92000-2537CR		270.00		APC284	090612
	JUN HYEONG *BAE	06/12	068	T510517	999999	0-92000-2537CR		502.40		APC284	090612
	JUN HYEONG *BAE	06/12	068	T510517	4112834	3-01560-6240DR		502.40-		TRV401	090605
	JUN HYEONG *BAE	06/12	068	T510517	4112834	3-01560-5520DR		270.00-		TRV401	090605
	RIC A *ROMERO	07/01	068	T510518	4119401	3-01560-6240DR		309.20-		TRV408	090618
	NATHAN *GOODMAN	07/08	068	T514539	4121735	3-01560-6240DR		1,159.94-		TRV401	090622
2100	TOTAL ACCOUNTS PAYABLE							1,469.14-*	1,469.14-*		
3300	TOTAL FUND BAL-SPON PGMS						44,579.40-*	5,600.64 *	38,978.76-*		
4210	DFAS	06/08	062			0-28940-2532DR		28,462.00-		SPF652	090611
4210	TOTAL FEDERAL GRANTS & CON						279,412.00-*	28,462.00-*	307,874.00-*		

DATE RUN 07/18/09
TIME RUN 09:48:35
FBM090 - A1

UNIVERSITY OF ARIZONA
FINANCIAL RECORDS SYSTEM
ACCOUNT STATEMENT FOR 06/30/09

REPORT PAGE 23720
PROGRAM ID FBM092
ACCOUNT PAGE 1

ACCT: 3-01560

COGNITIVE RADAR


TO: GOODMAN, NATHAN A

















DEPT: 02303 INDIR COST RATE: 51.00%

FUND ACCOUNTANT: 510 DUGGAN, CHRIS 62 END DATE: 11/30/09

ELEC/COMP.ENGR. 230

SUB CODE DESCRIPTION	-----BUDGETS-----		-----ACTUALS-----			OPEN COMMITMENTS	BALANCE AVAILABLE	PERC USED
	ORIGINAL	REVISED	CURRENT MONTH	FISCAL YEAR	PROJECT YEAR			
1000 PERS SERV-ABR SB	220,023.00	60,822.01					60,822.01	0
1140 REGULAR FACULTY		10,243.00			10,243.00			100
1190 GRADUATE ASSISTA		70,587.83		42,375.28	70,587.83			100
SALARIES		80,830.83		42,375.28	80,830.83			100
1310 SUPPLEMENTAL PAY		35,475.59	13,268.72	19,271.00	35,475.59			100
1330 STUDENT WAGES-EN		3,600.00			3,600.00			100
WAGES		39,075.59	13,268.72	19,271.00	39,075.59			100
2110 EMPLOYEE RELATED		16,116.87	2,445.63	6,993.40	16,116.87			100
2111 ERE TUIT REMISSI		23,177.70	1,894.80	14,763.13	23,177.70			100
EMPL-RELATED E		39,294.57	4,340.43	21,756.53	39,294.57			100
PERS SERV. &	220,023.00	220,023.00	17,609.15	83,402.81	159,200.99		60,822.01	72

General Ledger Balance Lookup 

* Fiscal Year:	2009  
* Chart Code:	UA  
* Account Number:	3015600  
Sub-Account Number:	<input type="text"/>  
Object Code:	<input type="text"/>  
Sub-Object Code:	<input type="text"/>  
Balance Type Code:	AC  
Object Type Code:	<input type="text"/>  
Consolidation Option:	<input checked="" type="radio"/> Consolidation <input type="radio"/> Detail
Amount View Option:	<input type="radio"/> Monthly <input checked="" type="radio"/> Accumulate
Include Pending Ledger Entry:	<input checked="" type="radio"/> No <input type="radio"/> Approved <input type="radio"/> All
<input type="button" value="search"/> <input type="button" value="clear"/> <input type="button" value="cancel"/>	

Fiscal Year	Chart Code	Account Number	Sub-Account Number	Object Code	Sub-Object Code	Balance Type Code	Object Type Code	Beginning Balance Line Amount	Contracts Grants Beginning Balance Amount	Account Line Annual Balance Amount																																	
2009	UA	3015600	*ALL*	0300	*ALL*	AC	*ALL*	0.00	194,390.00	113,484.00																																	
<table border="1"> <tr> <td>July</td> <td>194,390.00</td> <td>October</td> <td>222,486.00</td> <td>January</td> <td>250,950.00</td> <td>April</td> <td>279,412.00</td> </tr> <tr> <td>August</td> <td>194,390.00</td> <td>November</td> <td>222,486.00</td> <td>February</td> <td>250,950.00</td> <td>May</td> <td>279,412.00</td> </tr> <tr> <td>September</td> <td>222,486.00</td> <td>December</td> <td>222,486.00</td> <td>March</td> <td>279,412.00</td> <td>June</td> <td>307,874.00</td> </tr> <tr> <td colspan="7"></td> <td>Year End</td> <td>307,874.00</td> </tr> </table>											July	194,390.00	October	222,486.00	January	250,950.00	April	279,412.00	August	194,390.00	November	222,486.00	February	250,950.00	May	279,412.00	September	222,486.00	December	222,486.00	March	279,412.00	June	307,874.00								Year End	307,874.00
July	194,390.00	October	222,486.00	January	250,950.00	April	279,412.00																																				
August	194,390.00	November	222,486.00	February	250,950.00	May	279,412.00																																				
September	222,486.00	December	222,486.00	March	279,412.00	June	307,874.00																																				
							Year End	307,874.00																																			
2009	UA	3015600	*ALL*	1140	*ALL*	AC	*ALL*	0.00	10,243.00	0.00																																	
<table border="1"> <tr> <td>July</td> <td>10,243.00</td> <td>October</td> <td>10,243.00</td> <td>January</td> <td>10,243.00</td> <td>April</td> <td>10,243.00</td> </tr> <tr> <td>August</td> <td>10,243.00</td> <td>November</td> <td>10,243.00</td> <td>February</td> <td>10,243.00</td> <td>May</td> <td>10,243.00</td> </tr> <tr> <td>September</td> <td>10,243.00</td> <td>December</td> <td>10,243.00</td> <td>March</td> <td>10,243.00</td> <td>June</td> <td>10,243.00</td> </tr> <tr> <td colspan="7"></td> <td>Year End</td> <td>10,243.00</td> </tr> </table>											July	10,243.00	October	10,243.00	January	10,243.00	April	10,243.00	August	10,243.00	November	10,243.00	February	10,243.00	May	10,243.00	September	10,243.00	December	10,243.00	March	10,243.00	June	10,243.00								Year End	10,243.00
July	10,243.00	October	10,243.00	January	10,243.00	April	10,243.00																																				
August	10,243.00	November	10,243.00	February	10,243.00	May	10,243.00																																				
September	10,243.00	December	10,243.00	March	10,243.00	June	10,243.00																																				
							Year End	10,243.00																																			
2009	UA	3015600	*ALL*	1190	*ALL*	AC	*ALL*	0.00	28,212.55	42,375.28																																	
<table border="1"> <tr> <td>July</td> <td>28,212.55</td> <td>October</td> <td>39,927.78</td> <td>January</td> <td>56,239.35</td> <td>April</td> <td>67,000.71</td> </tr> <tr> <td>August</td> <td>28,212.55</td> <td>November</td> <td>45,017.56</td> <td>February</td> <td>59,826.47</td> <td>May</td> <td>70,587.83</td> </tr> <tr> <td>September</td> <td>35,253.56</td> <td>December</td> <td>52,652.23</td> <td>March</td> <td>63,413.59</td> <td>June</td> <td>70,587.83</td> </tr> <tr> <td colspan="7"></td> <td>Year End</td> <td>70,587.83</td> </tr> </table>											July	28,212.55	October	39,927.78	January	56,239.35	April	67,000.71	August	28,212.55	November	45,017.56	February	59,826.47	May	70,587.83	September	35,253.56	December	52,652.23	March	63,413.59	June	70,587.83								Year End	70,587.83
July	28,212.55	October	39,927.78	January	56,239.35	April	67,000.71																																				
August	28,212.55	November	45,017.56	February	59,826.47	May	70,587.83																																				
September	35,253.56	December	52,652.23	March	63,413.59	June	70,587.83																																				
							Year End	70,587.83																																			